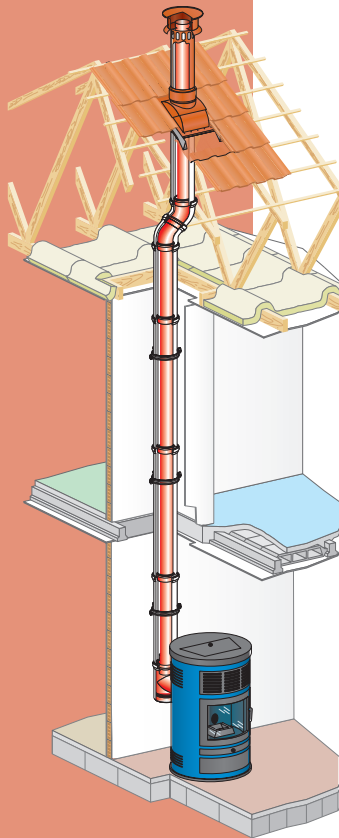


DUALIS PGI

CE
CPD-0007

DUALIS PGI

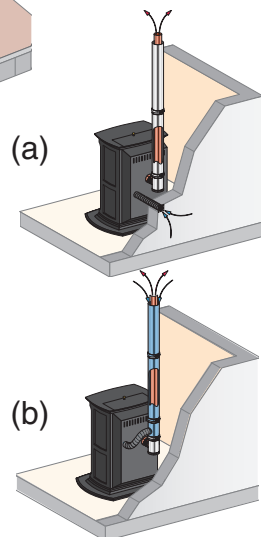
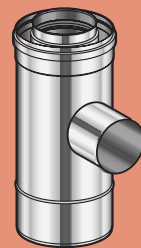
The DUALIS PGI system is a connecting flue pipe as well as a system chimney for pellet stoves and gas fires



- Design: various terminals and finishes available
- Easy to install: Push-fit connection, mechanical tightness
- Distance to combustible materials = 100mm (T450)
- Distance to combustible materials = 50mm (T450)
- Complete range of accessories

Poujoulat *"designed with you in mind"*

The length with air intake allows the flue to be used as a balanced flue. The inner liner is used for the smoke exhaust, and the annulus space for the air intake



To sweep your flue easily, Poujoulat recommends the use of an adaptor and T element with inspection door. The air can be taken either directly outside the house (a) or through the PGI system (b) locking bands available separately can be used for improved mechanical stability.

T450 N1 W VmL50040 G50 (concentric air supply)

T450 N1 W VmL50040 G100 (independent or separate air supply)

